

THE TRANE COMPANY

LA CROSSE, WISCONSIN

PRINTED IN U.S.A.

FILE:

TRANE REFRIGERATION PRODUCTS
RECIPROCATING COMPRESSOR —
CONDENSER UNITS

Open A-B
Parts

LITERATURE FILE NO.

OCOM-UP-4

UNIT PARTS


Since The Trane Company has a policy of continuous product improvement, it reserves the right to change specifications and design without notice.

AUGUST, 1973

SUPERSEDES — SEE BELOW

OPEN RECIPROCATING COMPRESSORS

MODEL B
4-6-8 CYLINDERS



THIS BULLETIN SUPERSEDES THE FOLLOWING SECTIONS:

2A3B, Pages 1-8

2A5B, Pages 1-8

2A4B, Pages 1-8

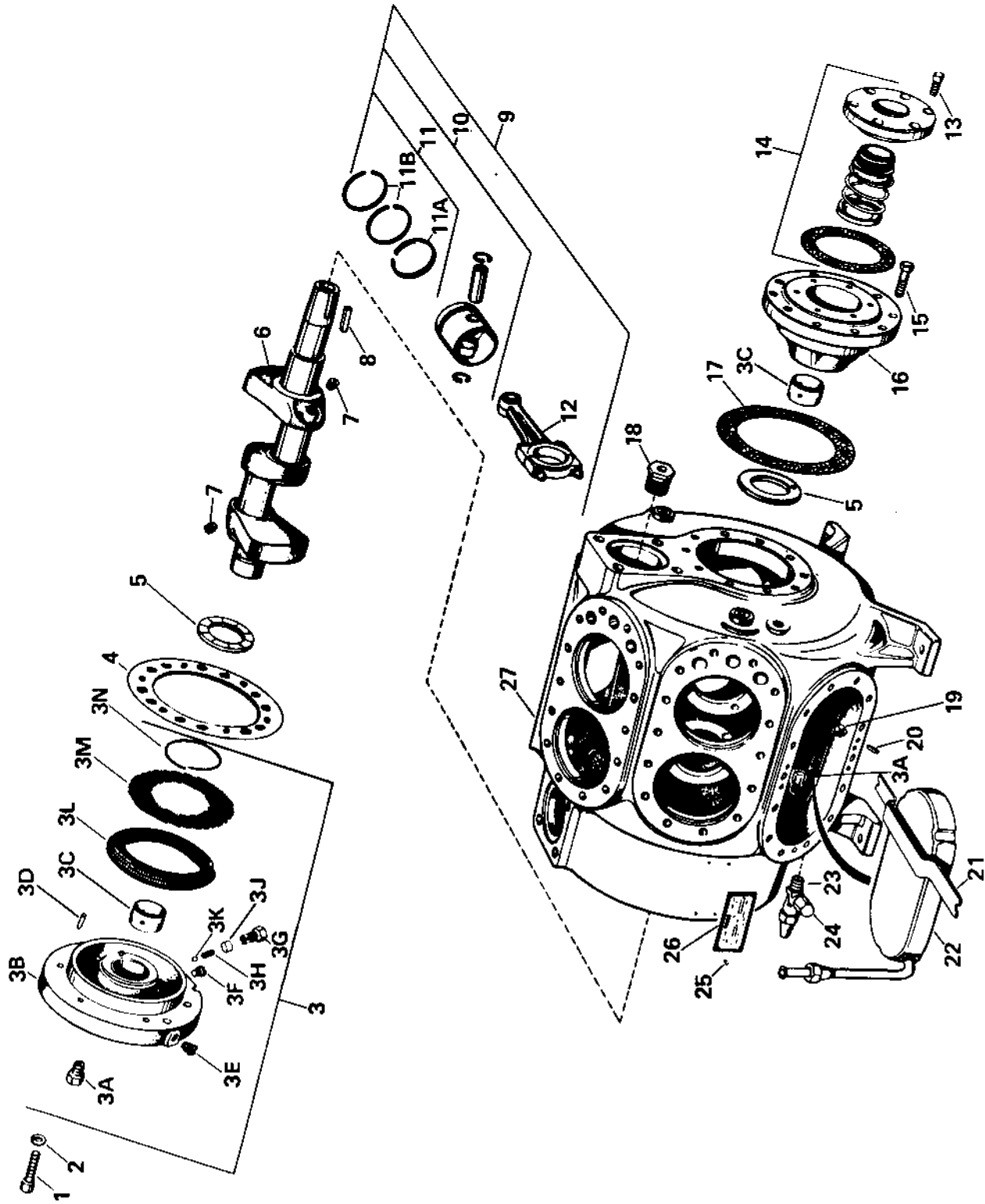
2A6B, Pages 9-18

2A4B, Pages 9-16

2A7B, Pages 1-8

All above service literature sections are dated 6/30/57

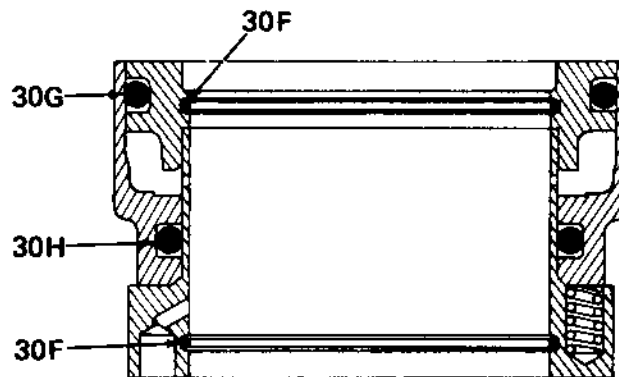
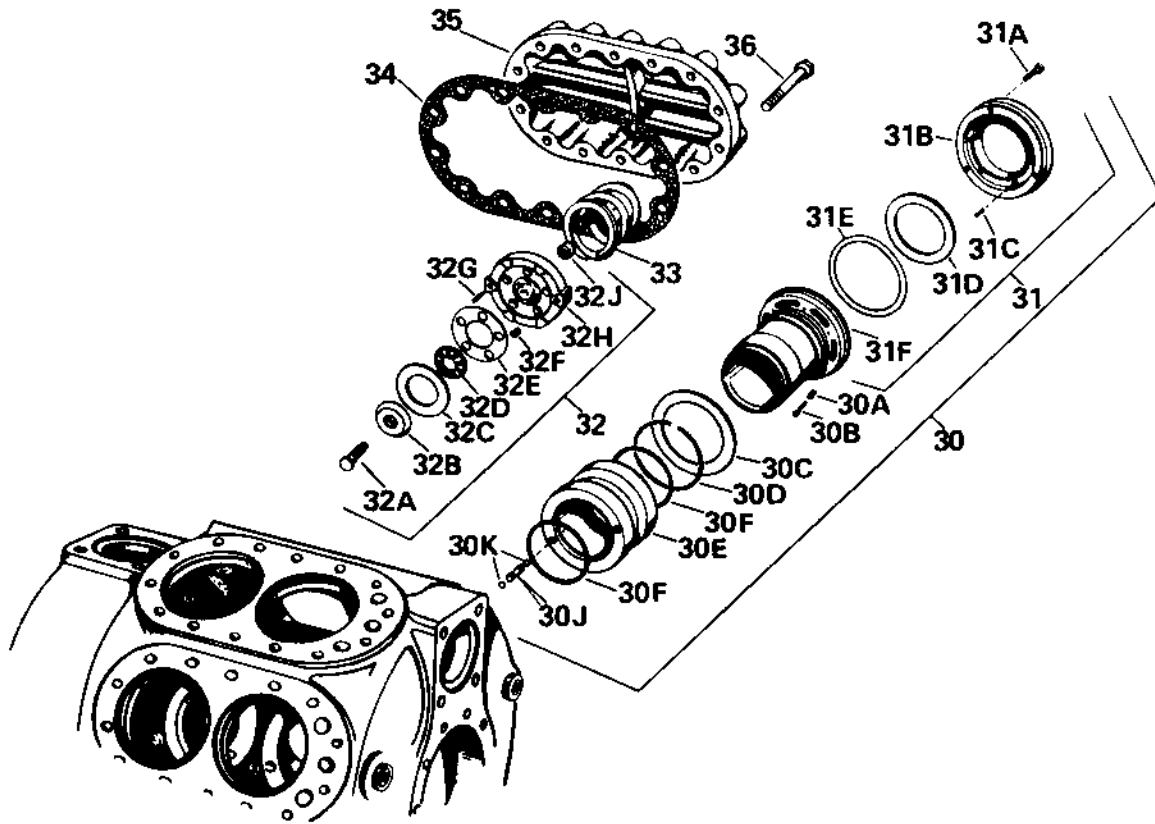
B-514 2B-514
 B-516 2B-516
 B-518 2B-518



REF. NO.	PART NAME AND DESCRIPTION	PART NUMBER	QUANTITY REQUIRED		
			4 Cyl.	6 Cyl.	8 Cyl.
1	Screw-Cap, Socket Head, 3/8-24 x 1½,				
	Bearing Head Mounting -----	SCR-40	6	6	6
2	Lockwasher, 3/8 -----	WAS-13	6	6	6
3	Bearing Head, Pump End -----	BRG-1	1	1	1
	Consisting of:				
3A	Valve-Check -----	VAL-60	3	3	3
3B	Bearing Head (Including Bearing) -----	BRG-2	1	1	1
3C	Bearing -----	BRG-33	1	1	1
3D	Pin-Roll, 3/16 x ½ -----	PIN-12	1	1	1
3E	Plug-Magnetic, ¼ NPTF -----	PLU-10	1	1	1
3F	Plug-Pipe, Hex Head, ¼ NPTF -----	PLU-37	1	1	1
3G	Cap-Relief Valve -----	CAP-2	1	1	1
3H	Spring-Relief Valve -----	SPG-1	1	1	1
3J	Disc-Spacer -----	DSK-7	1	1	1
3K	Ball-Relief Valve -----	BAL-1	1	1	1
3L	Breaker-Foam -----	BKR-1	1	1	1
3M	Ring-End -----	RNG-1	1	1	1
3N	Ring-Retaining -----	RNG-2	1	1	1
4	Shim-Bearing Head, Pump End (.010) -----	SHM-7	*	*	*
4	Shim-Bearing Head, Pump End (.015) -----	SHM-8	*	*	*
5	Bearing-Thrust -----	BRG-3	2	2	2
6	Crankshaft, with Magnetic Plugs -----	CSF-1	1		
6	Crankshaft, with Magnetic Plugs -----	CSF-2		1	
6	Crankshaft, with Magnetic Plugs -----	CSF-3			1
7	Plug-Magnetic, ¼ NPTF -----	PLU-10	2	2	2
8	Key-Crankshaft -----	KEY-2	1	1	1
9	Piston and Connect Rod Assembly -----	PST-2	4	6	8
	Consisting of:				
10	Piston and Pin Assembly (Including				
	Rings) -----	PST-1	1	1	1
11	Pistong Ring Kit -----	RNG-3	1	1	1
	Consisting of:				
11A	Ring-Oil -----	RNG-5	1	1	1
11B	Ring Compression -----	RNG-4	2	2	2
12	Connecting Rod Assembly -----	ROD-1	1	1	1
13	Screw-Cap, Socket Head, 3/8-24 x 3/4,				
	Seal Mounting -----	SCR-41	6	6	6
14	Seal Assembly -----	SEL-1	1	1	1
15	Screw-Cap, Hex Head, 7/16-14 x 1½,				
	Bearing Head Mounting -----	SCR-233	10	10	10
16	Bearing Head and Main Bearing Assembly				
	(Seal End) -----	BRG-4	1	1	1
16	Bearing Head and Main Bearing Assembly				
	(Seal End) (Use with Low Life Valves)-	BRG-29	1	1	1
17	Gasket-Bearing Head, Seal End -----	GKT-21	1	1	1
18	Valve-Relief -----	VAL-53	1	1	1
19	Valve-Check, Oil -----	VAL-55	2	2	2
20	Pin-Roll, 5/16 x 1½ -----	PIN-1	2	2	2
21	Strip-Hold Down, Screen Assembly -----	STR-1	1	1	1
22	Strainer-Oil -----	SRN-1	1	1	1
23	Valve-Angle, 3/8" -----	VAL-31	1	1	1
24	Cap-Angle Valve, 3/8" Flare -----	NUT-16	1	1	1
25	Screw-Nameplate -----	SCR-1	4	4	4
26	Nameplate -----	PLT-9	1	1	1
27	Housing - Compressor -----	HUS-1	1		
27	Housing - Compressor -----	HUS-2		1	
27	Housing - Compressor -----	HUS-3			1

* As Required

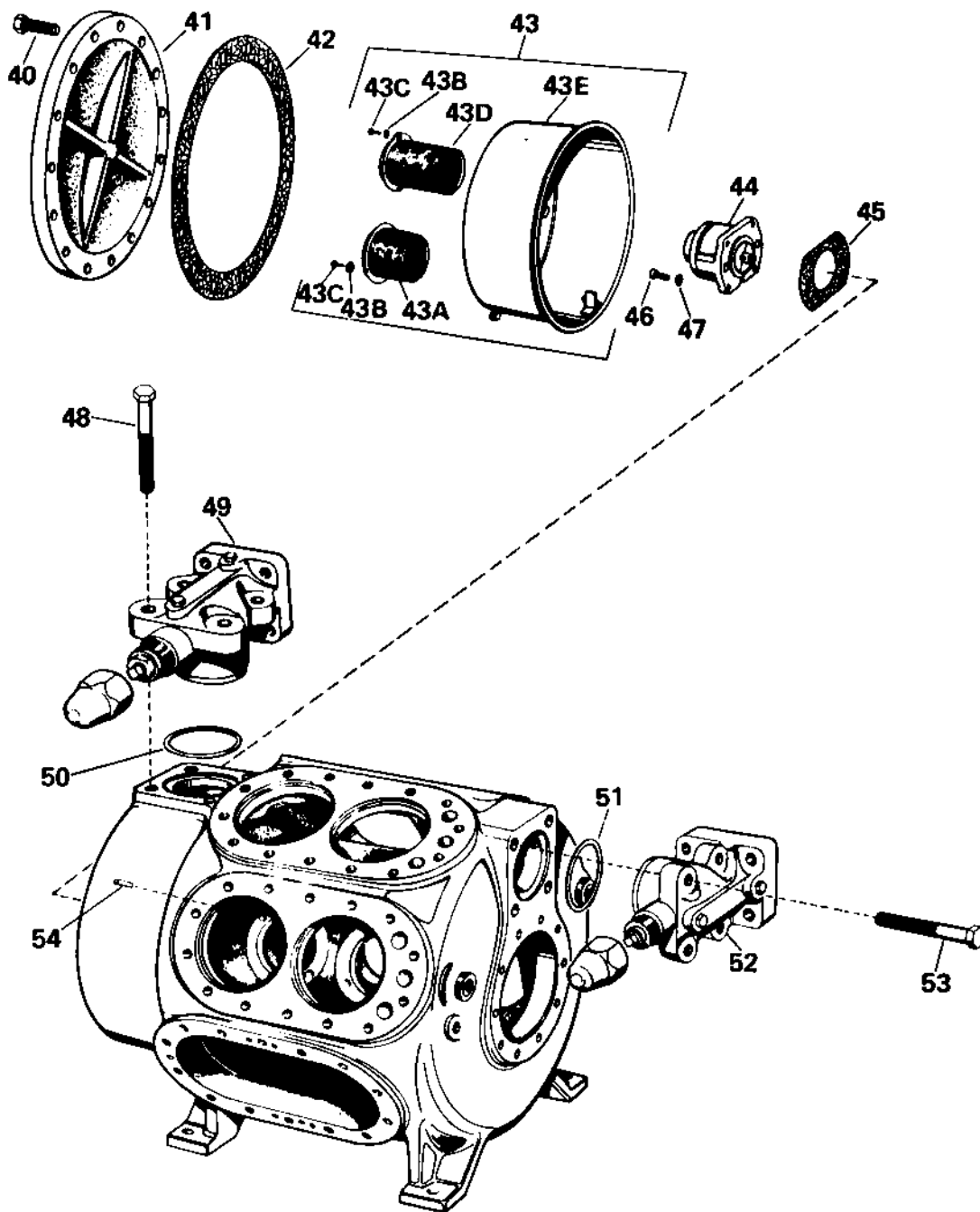
B-514 2B-514
B-516 2B-516
B-518 2B-518



REF. NO.	PART NAME AND DESCRIPTION	PART NUMBER	QUANTITY REQUIRED		
			4 Cyl.	6 Cyl.	8 Cyl.
30	Cylinder Liner Assembly (with Unloaders)	LNR-3	3	4	6
	Consisting of:				
30A	Spring-Lift Pin -----	SPG-3	6	6	6
30B	Pin-Lift -----	PIN-21	6	6	6
30C	Ring-Take-Up -----	RNG-7	1	1	1
30D	Ring-Retaining -----	RNG-2	1	1	1
30E	Unloader Assy. -----	UNL-1	1	1	1
	Including:				
30F	"O" Ring-Unloader Cylinder Liner ----	RNG-9	2	2	2
30G	"O" Ring-Unloader Seal Ring -----	RNG-53	1	1	1
30H	"O" Ring-Unloader Piston -----	RNG-54	1	1	1
*	Spring Unloader Piston -----	SPG-23	12	12	12
30J	Connector Oil -----	CON-1	1	1	1
30K	"O" Ring-Oil Connector -----	RNG-10	2	2	2
31	Cylinder Liner Assembly (without unloader) -----	LNR-1	1	2	2
	Consisting of:				
31A	Screw-Cap, Socket Head, 1/2-28 x 5/8 --	SCR-43	3	3	3
31B	Valve Plate -----	PLT-10	1	1	1
31C	Spring-Suction Valve -----	SPG-2	6	6	6
31D	Valve-Suction -----	VAL-32	1	1	1
31E	"O" Ring -----	RNG-6	1	1	1
31F	Liner-Cylinder -----	LNR-2	1	1	1
32	Discharge Valve Assembly -----	VAL-33	4	6	8
	Consisting of:				
32A	Bolt-Discharge Valve Cage -----	BLT-1	1	1	1
32B	Seat-Discharge Valve -----	SET-1	1	1	1
32C	Valve-Discharge -----	VAL-34	1	1	1
32D	Retainer-Valve Cushion -----	RTR-1	1	1	1
32E	Cushion-Valve -----	CUS-5	1	1	1
32F	Spring-Discharge Valve -----	SPG-4	5	5	5
32G	Pin-Dowell, 1/4 x 3/4 -----	PIN-3	2	2	2
32H	Cage-Discharge Valve -----	CAG-1	1	1	1
32J	Locknut-Discharge Valve Cage -----	NUT-17	1	1	1
33	Spring-Cylinder -----	SPG-5	4	6	8
34	Gasket-Cylinder Head -----	GKT-23	2	3	4
35	Head-Cylinder -----	HD-1	2	3	4
36	Screw-Cap, Hex Hd., 7/16-14 x 2 1/2, Cylinder Head Mounting -----	SCR-44	28	42	56
*	Kit "O" Ring (Included 30G, 30H, 30F, 30K, 31E) -----	KIT-7	4	6	8

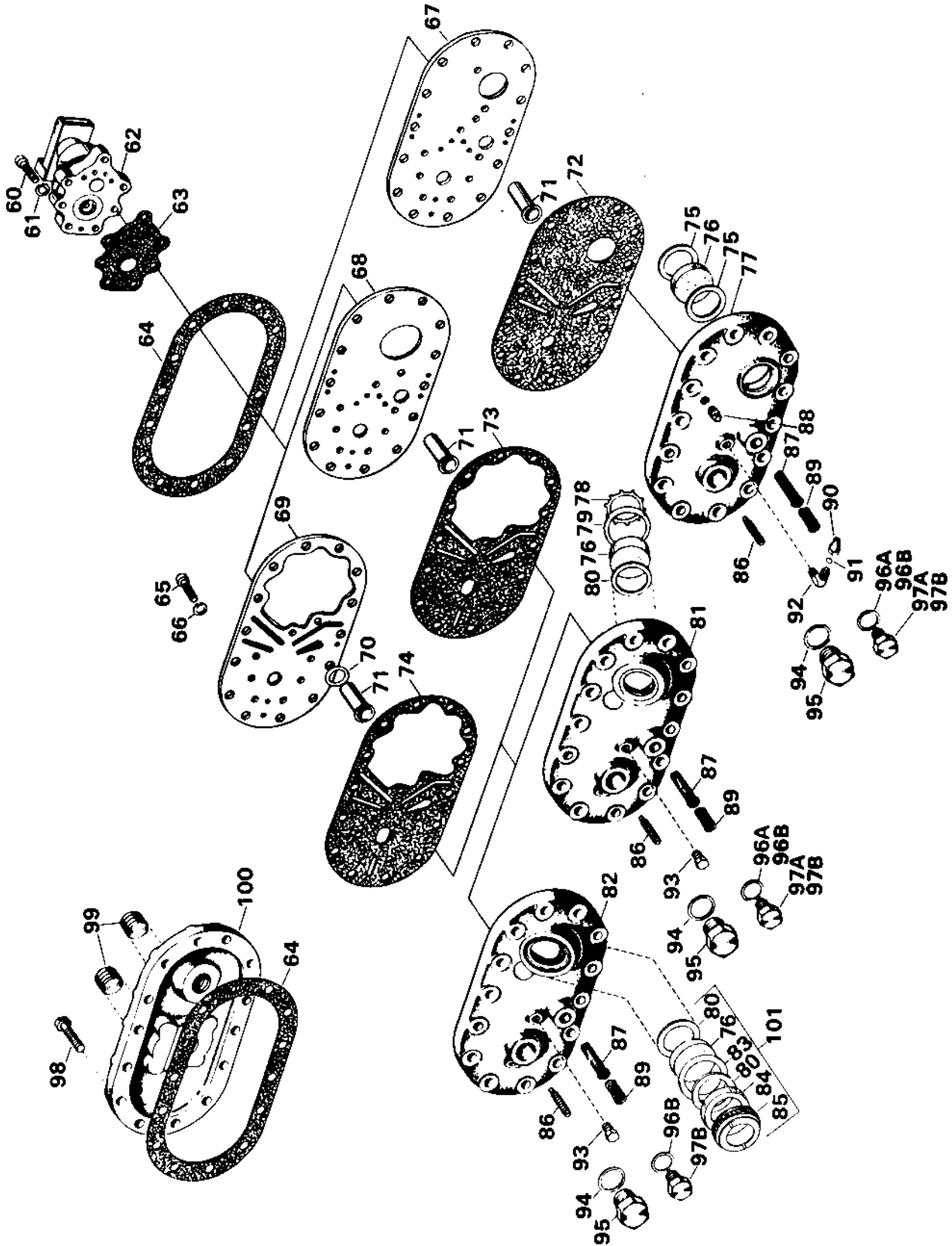
* Not Illustrated

B-514 2B-514
B-516 2B-516
B-518 2B-518



REF. NO.	PART NAME AND DESCRIPTION	PART NO.	QUANTITY REQUIRED		
			4 CYL.	6 CYL.	8 CYL.
40	Screw-Cap, Hex Head, 1/2-13 x 1-1/2, Suction Cover Mounting-----	SCR-2	15	15	15
41	Cover-Suction-----	COV-6	1	1	1
42	Gasket-Suction Cover-----	GKT-30	1	1	1
43	Suction Strainer Assembly-----	SRA-6	1		
43	Suction Strainer Assembly-----	SRA-7		1	
43	Suction Strainer Assembly----- Consisting Of:	SRA-8			1
43A	Filter Oil-----	FLR-6	1	1	1
43B	Lockwasher, No. 10-----	WAS-18	10	10	10
43C	Screw-Slotted, Round Head, 10-32 x 3/8-----	SCR-64	10	10	10
43D	Screen-Suction Strainer-----	SRN-3	2	3	4
43E	Pan-Suction Strainer-----	PAN-3	1	1	1
44	Pump-Oil (Including Gasket)-----	PMP-1	1	1	1
45	Gasket-Oil Pump-----	GKT-34	1	1	1
46	Screw-Cap, Socket Head, 5/16-24 x 3/4, Oil Pump Mounting-----	SCR-167	4	4	4
47	Lockwasher, 5/16, Oil Pump Mounting-----	WAS-110	4	4	4
48	Screw-Cap, Hex Hd., 5/8-11 x 4, Suction Service Valve Mounting-----	SCR-317	4	4	4
49	Valve-Suction Service, 2-1/8"-----	VAL-9	1	1	
49	Valve-Suction Service, 2-5/8"-----	VAL-35			1
50	Gasket-Suction Service Valve-----	GKT-15	1	1	1
51	Gasket-Discharge Service Valve-----	GKT-14	1		
51	Gasket-Discharge Service Valve-----	GKT-15		1	1
52	Valve-Discharge Service, 1-5/8"-----	VAL-8	1		
52	Valve-Discharge Service, 2-1/8"-----	VAL-9		1	1
53	Screw-Cap, Hex Hd., 1/2-13 x 3-1/4, Discharge Service Valve Mounting-----	SCR-13	4		
53	Screw-Cap, Hex Hd., 5/8-11 x 4, Discharge Service Valve Mounting-----	SCR-317		4	4
54	Pin-Roll, 3/16" x 1"-----	PIN-4	3	4	6
*	Plate-Closure, Suction Strainer Pan-----	PLT-85	2	1	-

B-514 2B-514
 B-516 2B-516
 B-518 2B-518



REF. NO.	PART NAME AND DESCRIPTION	PART NO.	QUANTITY REQUIRED		
			4 CYL.	6 CYL.	8 CYL.
60	Screw-Cap, Socket Hd., 3/8-24 x 1-3/4, Capacity Control Mounting-----	SCR-46	7	7	7
61	Lockwasher, 3/8, Capacity Control Mounting-----	WAS-17	7	7	7
62	Capacity Control Assembly-----	CNT-4	1	1	1
63	Gasket-Capacity Control Assembly-----	GKT-24	1	1	1
64	Gasket-Handhole Cover-----	GKT-25	2	2	2
65	Screw-Cap, Socket Head, 3/8-24 x 1-----	SCR-168	1	1	1
66	Lockwasher, 3/8-----	WAS-17	1	1	1
67	Plate-Steel Back (Obsolete - See Note 1)-----	PLT-11	-	-	-
68	Plate-Steel Back (Obsolete - See Note 2)-----	PLT-66	-	-	-
69	Plate-Steel Back-----	PLT-79	1	1	1
70	"O" Ring, Strainer Screen Cover-----	RNG-52	1	1	1
71	Cover-Strainer Screen-----	COV-4	1	1	1
72	Gasket-Distributor (Use With PLT-11)-----	GKT-26	1	1	1
73	Gasket-Distributor (Use With PLT-66)-----	GKT-85	1	1	1
74	Gasket-Distributor (Use With PLT-79)-----	GKT-154	1	1	1
75	Gasket-Sight Glass-----	GKT-27	2	2	2
76	Glass-Sight-----	GLS-4	1	1	1
77	Cover-Control, Handhole, With Oil Pressure Switch Tappings (Obsolete - See Note 3)-----	COV-5	-	-	-
78	Ring-Retaining-----	RNG-20	1	1	1
79	"O" Ring-Sight Glass-----	RNG-21	1	1	1
80	Gasket-Sight Glass-----	GKT-51	1	1	1
81	Cover-Control, Handhole, With Oil Pressure Switch Tappings (Obsolete - See Note 4)-----	COV-38	-	-	-
82	Cover-Control, Handhole, With Oil Pressure Switch Tappings-----	COV-123	1	1	1
83	"O" Ring-Sight Glass-----	RNG-58	1	1	1
84	Bushing-Sight Glass-----	BUS-28	1	1	1
85	Nut-Sight Glass-----	NUT-62	1	1	1
86	Screw-Bellows Adjusting-----	SCR-47	1	1	1
87	Screen-Strainer-----	SRN-2	1	1	1
88	Plug-Pipe, Hex Hd., 1/8-----	PLU-20	1	1	1
89	Spring-Strainer Screen-----	SPG-6	1	1	1
90	Nut-Flare, 1/4-----	NUT-1	2	2	2
91	Bonnet-Seal-----	BON-1	2	2	2
92	Elbow-Flare-----	ELL-2	2	2	2
93	Plug-Pipe, Hex Hd., 1/8-----	PLU-20	1	1	1
94	Gasket-Bellows Adjusting Screw Cover-----	GKT-29	1	1	1
95	Plug-Bellows Adjusting Screw-----	PLU-13	1	1	1
96A	Gasket-Strainer Screen Plug, Asbestos, Copper Sheathed (Obsolete - See Note 5)-----	GKT-28	-	-	-
96B	"O" Ring, Strainer Screen Plug-----	RNG-34	1	1	1
97A	Plug-Strainer Screen (Obsolete - See Note 6)-----	PLU-22	-	-	-
97B	Plug-Strainer Screen-----	PLU-12	1	1	1
98	Screw-Cap, Hex Hd., 7/16-14 x 1-3/4-----	SCR-67	28	28	28
99	Plug-Pipe, Socket Head, Square, 3/4"-----	PLU-48	2	2	2
100	Cover-Handhole (Including Plugs)-----	COV-2	1	1	1
101	Kit-Sight Glass-----	KIT-12	1	1	1
*	Kit-Gasket-----	KIT-2	1	1	1

* Not Illustrated

- (1) For Replacement Order Items 69, 70, 74, 82 and 101
- (2) For Replacement Order Items 69, 70 and 74
- (3) For Replacement Order Items 69, 70, 74, 82 and 101
- (4) For Replacement Order Items 82 and 101
- (5) For Replacement Order Items 96B and 97B
- (6) For Replacement Order Items 96B and 97B