


INDEX

SECTION 1 1-14
 SEMI-HERMETIC COMPRESSORS
 Manufactured prior to, and including
 August 1973

SECTION 2 15-28
 SEMI-HERMETIC COMPRESSORS
 Manufactured after August 1973

SECTION 3 29-34
 VALVE PLATES

SECTION 4 35-40
 GASKETS AND



DUNHAM-BUSH

**BIG-4 REPLACEMENT PARTS
 FOR
 HERMETIC COMPRESSORS**

**15 HP THRU 50 HP
 FOR 60 Hz AND 50 Hz MODELS**

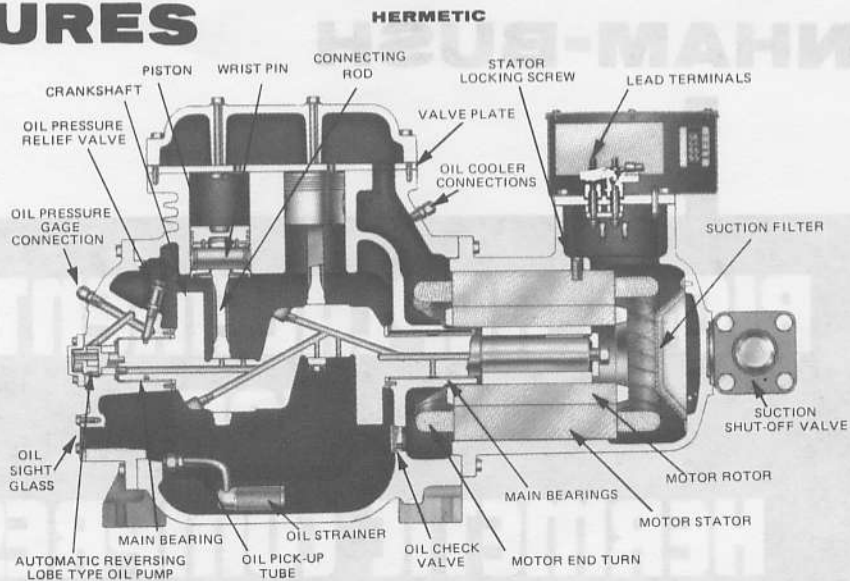
INDEX

SECTION 1.....	1-14
SEMI-HERMETIC COMPRESSORS	
Manufactured prior to, and including August 1977	
SECTION 2.....	15-28
SEMI-HERMETIC COMPRESSORS	
Manufactured after August 1977	
SECTION 3.....	29-34
VALVE PLATES	
SECTION 4.....	35-40
GASKETS AND KITS	

IMPORTANT


1. Left hand and right hand refers to the side of the compressor when viewing it from the oil pump end.
2. When ordering specify Compressor Model, Serial Number and Type.
3. Give exact Part Number and Part Description.
4. Specifications and configurations are subject to change without notice.
5. Minimum order is \$50.00 Net.
6. For terms of sale refer to latest revision of Form 1278.
7. Claims - In the event of loss or damage in transit, the sales outlet should immediately place a claim against the delivering transportation company. Dunham-Bush, Inc. cannot assume responsibility for such items when damage or loss is incurred during transit.
8. For price consult latest revision of Form 4656.

COMPRESSOR FEATURES



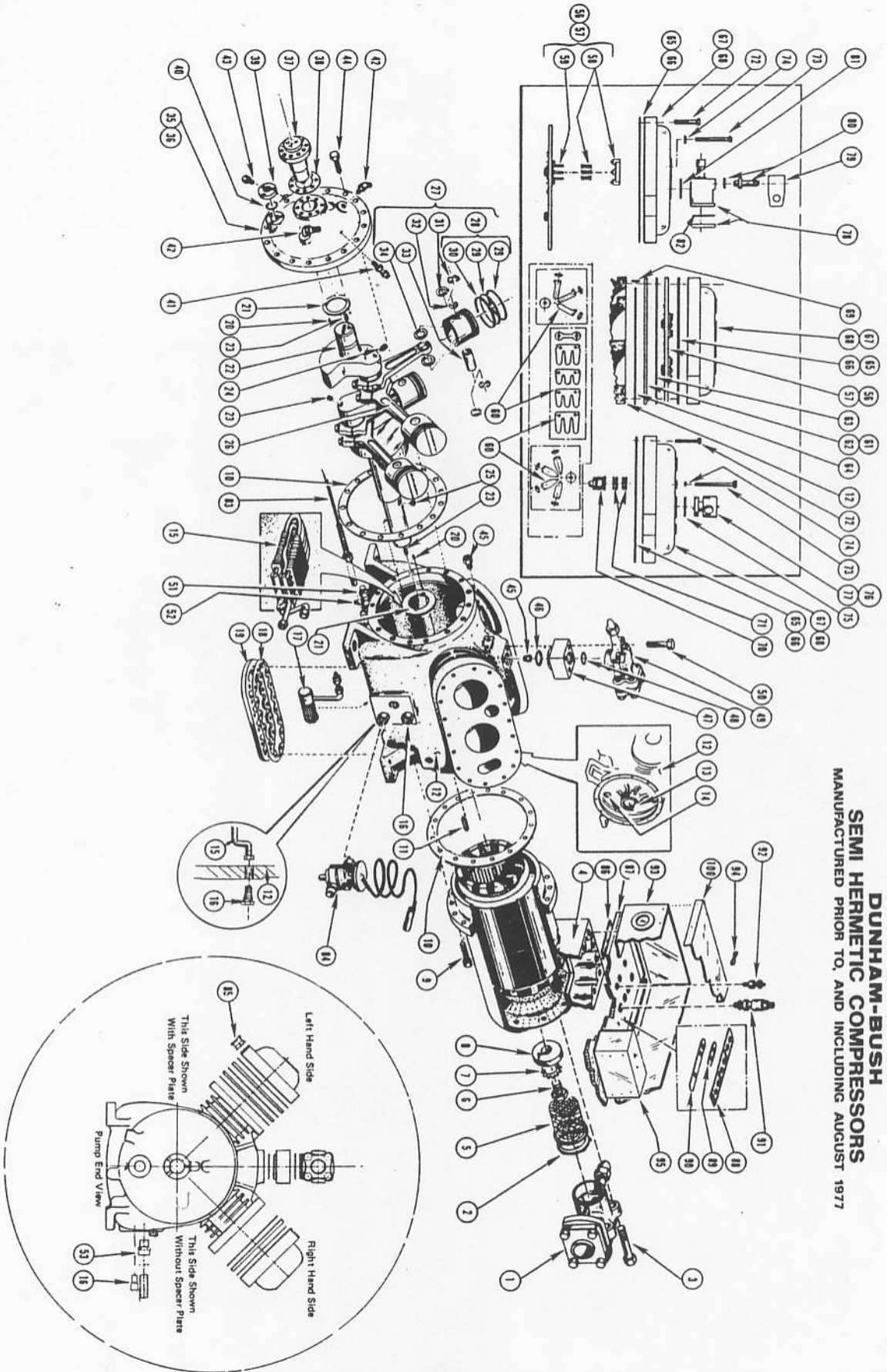
SECTION 1

HERMETIC COMPRESSORS



**MANUFACTURED PRIOR TO, AND INCLUDING
AUGUST 1977**

DUNHAM-BUSH
SEMI HERMETIC COMPRESSORS
 MANUFACTURED PRIOR TO, AND INCLUDING AUGUST 1977



HERMETIC COMPRESSOR NOTES

The notes listed below pertain to all models of compressors. To determine which notes are applicable see note column for specific Part Numbers.

Note: Before and after serial numbers listed below do not apply to rebuilt compressors.

1. Before Serial No. 69L 02615.
2. After Serial No. 69L02615.
3. Before Serial No. 69G01769.
4. After Serial No. 69G01769.
5. After Serial No. 64M07105
6. Before Serial No. 64M07103
7. On compressors with Serial No.'s before 65E20690, Subplates (index No.'s 61 and 62.) Must be purchased with valve plates.
8. Required on compressors with Serial No's. before 65E20690.
9. After Serial No. 65E20690.
10. Specify compressor model and voltage when ordering. Indicate "across-the-line" or "Part-wind" start.
11. Required on compressors with Serial No. before 66C10471.
12. Used on models 104C, 104L, 154CF, 204C, 155LF, 205LFN, 205CF, 256CF, 206LFN, 257LFN, 205CFN, 256CFN.
13. Used on compressors not listed in Note 12.
14. Used on compressors with Serial No. before 64K05770.
15. Before Serial No. 68E00917.
16. After Serial No. 68E00917.
17. On compressors with Serial No. before 68K02571 pistons and rods must be replaced as a set.
18. Used on models with "L" in model number before 68K02571.
19. Not used on model with "L" in model number before 68K02571.
20. Before Serial No. 67H00215.
21. After Serial No. 67H00216.
22. Before Serial No. 70A 00094.
23. After Serial No. 70A00094.
24. Used on compressors with Serial No's. before 69D00835.
25. Two required on compressors with serial No's. after 69D00835.
26. Two required on compressors after 69D00835 and three before 69D00835.
27. Four required on compressors after 69D00835 and six before 69D00835.
28. Six required on compressors after 69D00835 and nine before 69D00835.
29. To be used to convert non-unloading and external un-loading models to internal unloaders.
30. Specify control voltage when ordering. Add suffix "T1" to coil number for 120V; "T2" for 240V.
31. Crankcase bores may be standard or oversize. Check bore size before ordering parts. Standard bore has suffix "T1". To order .005 oversize add suffix "T2" to part number; for .010 oversize add "T3" to part number; for .020 oversize add "T4" to part number.
32. For gaskets/gasket kits refer to pages 35 thru 40.
33. Crankcase bearings must be pressed in and line bored in a machine shop. (Ref. DB Service Bulletin SR116)
34. Valve plate assemblies are supplied with head and valve plate gaskets.
35. Not available as a separate item.
36. To replace a Robertshaw Control Type MP33 order CNT262AT1 for 115 control voltage and CNT262AT2 for 230 control voltage. If replacing a type MP13 or MP23 order a BFRK1 for 115 volts or BFRK2 for 230 volts.
37. Oil pump assembly is supplied with gaskets. Tuthill manufactured pumps are also supplied with bushings.
38. VAL358 is no longer available. Order repair kit KIT339.
39. To replace GKT327 order Alco KS30026. To replace GKT328 order KIT339.
40. Specify control voltage when ordering.
41. For valve plate information, refer to pages 29 thru 34.