



INDEX

PAGE NO.

1-8

DESCRIPTION



# BIG-4 REPLACEMENT PARTS CATALOG FOR TWO STAGE COMPRESSORS

15 HP THRU 50 HP  
FOR 60 Hz AND 50 Hz MODELS

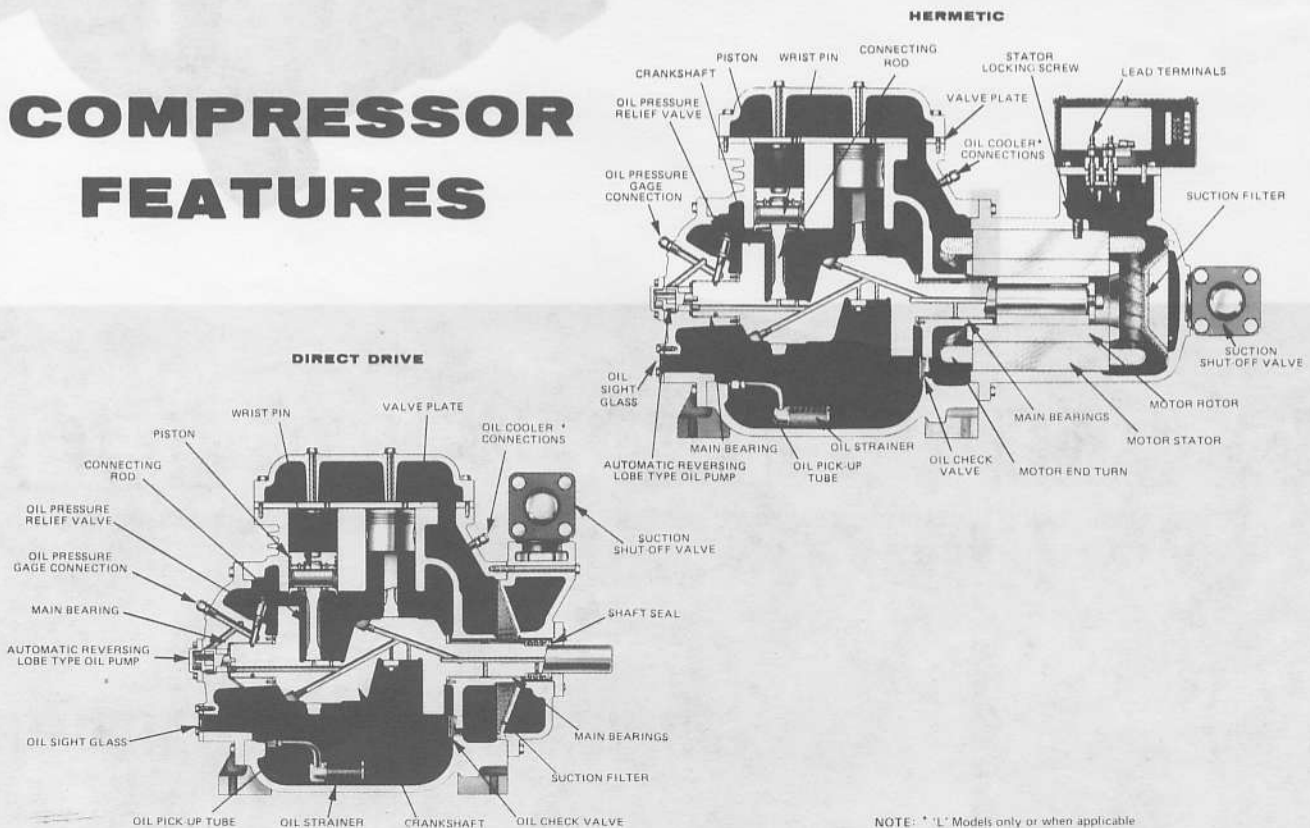
# INDEX

DESCRIPTION	PAGE NO.
<b>SECTION 1</b> .....	<b>1-5</b>
<b>TWO STAGE HERMETIC COMPRESSORS</b>	
Manufactured prior to, and including December 1977	
<b>SECTION 2</b> .....	<b>7-11</b>
<b>TWO STAGE HERMETIC COMPRESSORS</b>	
Manufactured after December 1977	
<b>SECTION 3</b> .....	<b>7-13</b>
<b>TWO STAGE DIRECT DRIVE COMPRESSORS</b>	
Manufactured prior to, and including December 1977	
<b>SECTION 4</b> .....	<b>17-21</b>
<b>TWO STAGE DIRECT DRIVE COMPRESSORS</b>	
Manufactured after December 1977	
<b>SECTION 5</b> .....	<b>22</b>
<b>VALVE PLATES</b>	
<b>SECTION 6</b> .....	<b>23-25</b>
<b>GASKETS AND KITS</b>	

## IMPORTANT

1. Left hand and right hand refers to the side of the compressor when viewing it from the oil pump end.
2. When ordering specify Compressor Model, Serial Number and Type.
3. Give exact Part Number and Part Description.
4. Specifications and configurations are subject to change without notice.
5. Minimum order is \$50.00 Net.
6. For terms of sale refer to latest revision of Form 1278.
7. Claims - In the event of loss or damage in transit, the sales outlet should immediately place a claim against the delivering transportation company. Dunham-Bush, Inc. cannot assume responsibility for such items when damage or loss is incurred during transit.
8. For price consult latest revision of Form 4656.

## COMPRESSOR FEATURES



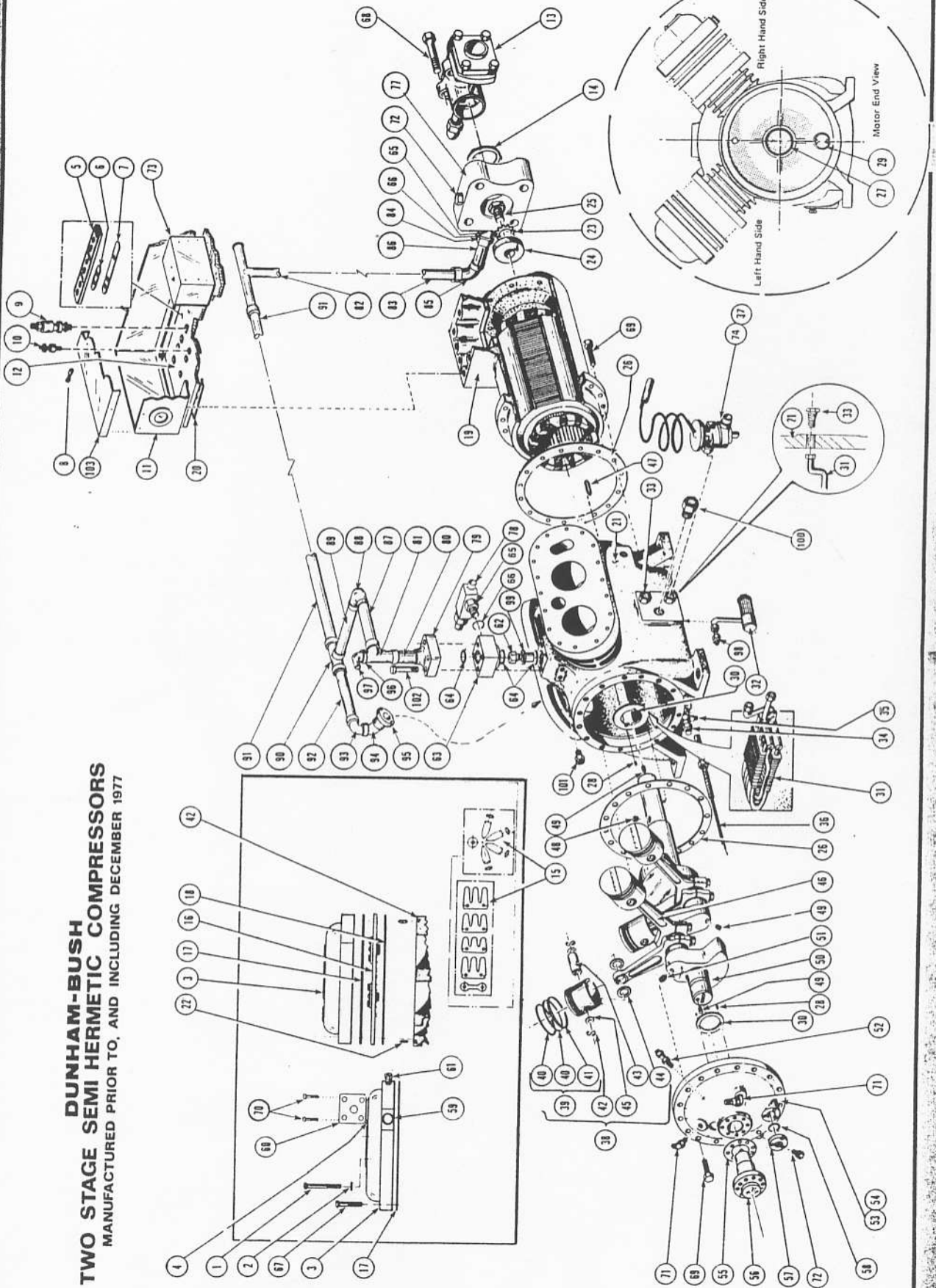
NOTE: \* 'L' Models only or when applicable

TWO STAGE SEMI-HERMETIC COMPRESSORS  
MANUFACTURED PRIOR TO AND INCLUDING DECEMBER 1977

# **SECTION 1 TWO STAGE HERMETIC COMPRESSORS**

**MANUFACTURED PRIOR TO,  
AND INCLUDING DECEMBER 1977**

**DUNHAM-BUSH**  
**TWO STAGE SEMI HERMETIC COMPRESSORS**  
 MANUFACTURED PRIOR TO, AND INCLUDING DECEMBER 1977



### TWO STAGE HERMETIC COMPRESSOR NOTES

The notes listed below pertain to all models of compressors. To determine which notes are applicable see note column for specific Part Numbers.

1. Specify compressor model and voltage when ordering.
2. Before Serial No. 67H00215.
3. After Serial No. 67H00216.
4. Before Serial No. 70A00094.
5. After Serial No. 70A00094.
6. Four required on compressors after 71A00120 and two before 71A00120.
7. No P/N established for 261LFN2 model - consult factory
8. After Serial No. 67M04413 on 311DLFN2 and 261DLFN2.
9. Tuthill manufacture only on 261LFN2.
10. After Serial No. 71A00120.
11. Not available as a separate item.
12. Crankcase bearings must be pressed in and line bored in a machine shop. (Ref. DB Service Bulletin SR116)
13. Valve plate assemblies are supplied with head and valve plate gaskets.
14. Oil pump assembly is supplied with gaskets. Tuthill manufactured pumps are also supplied with bushings.
15. Crankcase bores are standard only.
16. Specify control voltage. Use suffix 'T1' for 115V and 'T2' for 230V.
17. For gasket description/gasket kits, refer to pages 23, 24.
18. Consult factory for additional information.

Early compressors did not have letter "N" in model number. Insert letter in model number after letter "F" before using tables.

This catalog is only valid for compressors of type 64A to December 1977 - consult factory for proper parts on earlier models.